

# WIDEX MAGNIFY™ RIC AND BTE ORDER FORM



**CUSTOMER INFORMATION**

Bill-to Account #: \_\_\_\_\_  
 Ship-to Account #: \_\_\_\_\_  
 Address: \_\_\_\_\_  
 P.O. #: \_\_\_\_\_  
 City: \_\_\_\_\_ State: \_\_\_\_\_ Zip: \_\_\_\_\_  
 Contact Name: \_\_\_\_\_  
 Phone: \_\_\_\_\_ Email: \_\_\_\_\_

**PATIENT INFORMATION**

Date: \_\_\_\_\_  
 First Name: \_\_\_\_\_  
 Last Name: \_\_\_\_\_  
 Pediatric Order:  Y  N Age: \_\_\_\_\_

**Audiometric Information**  
 Widex may change from hard to soft material to accommodate your order request.  
 Would you like to be consulted before this change is made?\*  Y  N  
 Widex may decrease the vent size to accommodate your order request. Would you like to be consulted before this change is made?\*  Y  N

\*This may impact turn around time

	250Hz	500Hz (Required)	1kHz	2kHz	3kHz	4kHz
Right						
Left						

Fitting Date: \_\_\_\_\_

**RITE custom shell orders only:** If this order is within 90 days of the BTE invoice/patient fit date, provide the BTE serial numbers.  
 Right Serial #: \_\_\_\_\_ Left Serial #: \_\_\_\_\_

**SELECT SERVICE (MUST COMPLETE)**

If no service selected, Widex will only process the custom shell order. No receiver will be sent.  
 Indicate hearing aid/device in use:  R \_\_\_\_\_  L \_\_\_\_\_

Custom shell only.  
 Custom shell pre-assembled to wired receiver.  
 Custom shell pre-assembled with hearing aid.  
 Instant ear-tip with hearing aid.  
 Use previous CAMISHA scan(s) to manufacture this order.  
 Right Serial #: \_\_\_\_\_ Left Serial #: \_\_\_\_\_

NOTE: See Widex Price & Policy Guide for RIC and BTE.

**SELECT HEARING AID AND RECEIVER/THIN TUBE SIZE**

Select Technology Level	Select Style	Select Receiver / Size
<input type="checkbox"/> 440 <input type="checkbox"/> 330 <input type="checkbox"/> 220 <input type="checkbox"/> 110	<input type="checkbox"/> mRIC R D <input type="checkbox"/> RIC 312 D <input type="checkbox"/> RIC 10 <input type="checkbox"/> BTE 13 D* <input type="checkbox"/> BTE R D*	V.2 M-receiver <input type="radio"/> R <input type="radio"/> L V.2 P-receiver <input type="radio"/> R <input type="radio"/> L S <input type="radio"/> R <input type="radio"/> L S <input type="radio"/> R <input type="radio"/> L M <input type="radio"/> R <input type="radio"/> L M <input type="radio"/> R <input type="radio"/> L P <input type="radio"/> R <input type="radio"/> L HP <input type="radio"/> R <input type="radio"/> L V.2 0.9mm Thin Tube <input type="radio"/> R <input type="radio"/> L V.2 0.9mm Thin Tube <input type="radio"/> R <input type="radio"/> L V.2 1.4mm Thin Tube <input type="radio"/> R <input type="radio"/> L V.2 1.4mm Thin Tube <input type="radio"/> R <input type="radio"/> L

NOTE: V.2 M, V.2 P-receivers are compatible with mRIC R D; S, M, P, and HP-receivers compatible with RIC312 D; S and M-receivers compatible with RIC 10; V.2 0.9mm and 1.4mm Thin Tube compatible with BTE 13 D and BTE R D

\* Comes standard with an earhook

**SELECT RIC/BTE HEARING AID COLOR**

115	116	114	123	120	119	121	118	068	076	136	077	078
Chestnut Brown	Dark Cherry	Honey Blonde	Autumn Beige	Golden Brown	Silver Grey	Titanium Grey	Tech Black	Pearl White	Sporty Red	Deep Blue	Shocking Pink	Mediterranean Turquoise
<input type="radio"/> R <input type="radio"/> L	<input type="radio"/> R <input type="radio"/> L	<input type="radio"/> R <input type="radio"/> L	<input type="radio"/> R <input type="radio"/> L	<input type="radio"/> R <input type="radio"/> L	<input type="radio"/> R <input type="radio"/> L	<input type="radio"/> R <input type="radio"/> L	<input type="radio"/> R <input type="radio"/> L	<input type="radio"/> R <input type="radio"/> L	<input type="radio"/> R <input type="radio"/> L	<input type="radio"/> R <input type="radio"/> L	<input type="radio"/> R <input type="radio"/> L	<input type="radio"/> R <input type="radio"/> L

**SELECT RIC INSTANT EAR-TIP (Please complete ONLY if no custom shell is selected.)**

Instant Ear-Tip RIC				Wire / Thin Tube Length	
Open  <input type="checkbox"/> XS <input type="checkbox"/> S <input type="checkbox"/> L <small>(Open ear-tip not available for P receiver)</small>	Round Tips  <input type="checkbox"/> One Vent <input type="checkbox"/> Two Vent <input type="checkbox"/> One Vent <input type="checkbox"/> Two Vent <input type="checkbox"/> One Vent <input type="checkbox"/> Two Vent	Tulip  <input type="checkbox"/> M <input type="checkbox"/> L	Double  <input type="checkbox"/> XS <input type="checkbox"/> S <input type="checkbox"/> M <input type="checkbox"/> L	R <input type="radio"/> 0 <input type="radio"/> 1 <input type="radio"/> 2 <input type="radio"/> 3 <input type="radio"/> 4	L <input type="radio"/> 0 <input type="radio"/> 1 <input type="radio"/> 2 <input type="radio"/> 3 <input type="radio"/> 4

**SELECT ACCESSORIES (Indicate quantity)**

TV-DEX™: Silver _____	COM-DEX™: White _____ Grey _____ Green _____	PHONE-DEX™2: Silver _____	COM-DEX Remote Mic: Grey _____ FM+DEX™: Silver _____
ADDITIONAL TV-DEX BASE: Silver _____		ADDITIONAL PHONE-DEX 2 HANDSET: Silver _____	PerfectDry Lux™ Dryer: _____
TV PLAY: Silver _____		RC2-DEX™: Silver _____ Black _____	REMOTE LINK™: Silver _____

**CHARGERS**

BTE R D Charger	<input type="checkbox"/> Included
mRIC R D Charger	<input type="checkbox"/> Included
mRIC R D Charge and Clean Charger	<input type="checkbox"/> \$50

NOTE: BTE R D compatible with standard included charger only.

NOTE: TV PLAY is not compatible with MAGNIFY RIC 10.



SOUND LIKE NO OTHER

800.221.0188

www.mywidexPRO.com






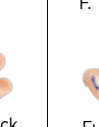
# WIDEX MAGNIFY™ RIC AND BTE ORDER FORM



## SELECT CUSTOM SHELL OPTIONS (SEE DESIGN PICTURE EXAMPLES AT BOTTOM OF PAGE)

Design		Receiver / Thin Tube		Material / Color		Venting <small>May vary due to ear canal size</small>		Additional Options		Wire / Thin Tube Length	
RIC / THIN TUBE	<input type="checkbox"/> Hard Hollow <span>(R) (L)</span>	V.2 M <span>(R) (L)</span>	<span>(R) (L)</span>	Hard Beige <span>(R) (L)</span>	<span>(R) (L)</span>	If no vent is selected, Widex will select Vent Optimized for Anatomy/Audiogram <input type="checkbox"/> <b>Straight:</b> <input type="checkbox"/> <b>Trench (For Soft Shell Only):</b> No Vent <span>(R) (L)</span> XS <span>(R) (L)</span> S <span>(R) (L)</span> M <span>(R) (L)</span> L <span>(R) (L)</span> XL <span>(R) (L)</span> XXL <span>(R) (L)</span> Max Vent <span>(R) (L)</span> Open (No venting needed) <span>(R) (L)</span> Vent Optimized for Anatomy/Audiogram <span>(R) (L)</span>		Soft Hypoallergenic Coat (Hard only) <span>(R) (L)</span>	<span>(R) (L)</span>	<b>R</b>	<b>L</b>
	<input type="checkbox"/> Hard Solid (Extended ear-tip) <span>(R) (L)</span>	V.2 P <span>(R) (L)</span>	<span>(R) (L)</span>	Hard Medium Brown <span>(R) (L)</span>	<span>(R) (L)</span>			0	0	0	0
	<input type="checkbox"/> Open Hard (For S&M receivers only) <span>(R) (L)</span>	S <span>(R) (L)</span>	<span>(R) (L)</span>	Hard Clear (Only available for Hard Solid Shell Extended ear-tip) <span>(R) (L)</span>	<span>(R) (L)</span>			1	1	1	1
	<input type="checkbox"/> Soft <span>(R) (L)</span>	M <span>(R) (L)</span>	<span>(R) (L)</span>	Soft Clear <span>(R) (L)</span>	<span>(R) (L)</span>			2	2	2	2
		P <span>(R) (L)</span>	<span>(R) (L)</span>					3	3	3	3
	V.2 0.9mm Thin Tube <span>(R) (L)</span>	<span>(R) (L)</span>			4	4	4	4			
	V.2 1.4mm Thin Tube <span>(R) (L)</span>	<span>(R) (L)</span>									
		NOTE: V.2 M and V.2 P receivers are available with mRIC R D only; V.2 0.9mm and 1.4mm thin tube available only with BTE 13 D and BTE R D.						(Removal string added as standard)			
Design		Receiver		Material/Color		Venting		Additional Options		Wire/ Length	
MODULAR/EMBEDDED	<input type="checkbox"/> Embedded Hard <span>(R) (L)</span>	S <span>(R) (L)</span>	<span>(R) (L)</span>	Hard Clear (Standard) <span>(R) (L)</span>	<span>(R) (L)</span>	<b>Straight:</b> No Vent <span>(R) (L)</span> XS <span>(R) (L)</span> S <span>(R) (L)</span> M <span>(R) (L)</span> L <span>(R) (L)</span> XL <span>(R) (L)</span> Max Vent <span>(R) (L)</span> Vent Optimized for Anatomy/Audiogram <span>(R) (L)</span>		Soft Hypoallergenic Coat <span>(R) (L)</span>	<span>(R) (L)</span>	<b>R</b>	<b>L</b>
	<input type="checkbox"/> Modular Hard* <span>(R) (L)</span>	M <span>(R) (L)</span>	<span>(R) (L)</span>					Hard Hypoallergenic Coat <span>(R) (L)</span>	<span>(R) (L)</span>	-1*	-1*
		P <span>(R) (L)</span>	<span>(R) (L)</span>					Retention Ring <span>(R) (L)</span>	<span>(R) (L)</span>	0	0
		HP (For RIC 312 D only) <span>(R) (L)</span>	<span>(R) (L)</span>					Removal Line <span>(R) (L)</span>	<span>(R) (L)</span>	1	1
		V.2 M <span>(R) (L)</span>	<span>(R) (L)</span>					Thick Removal Line <span>(R) (L)</span>	<span>(R) (L)</span>	2	2
	V.2 P <span>(R) (L)</span>	<span>(R) (L)</span>	Canal Lock (Indicate canal lock choice in pictures A-F below) <span>(R) (L)</span>	<span>(R) (L)</span>	3	3					
		NOTE: Modular only available with S, M, P, and HP receiver. (For HP, impression length must include 2nd bend)								(* -1 and 5 only available for modular)	
	(* Modular not available with mRIC R D)										
Design		Receiver		Material/Color		Venting		Additional Options		Wire/ Length	
RECEIVER-IN-THE-EAR (RITE) EARMOLD	<input type="checkbox"/> Hard 1/2 <span>(R) (L)</span>	HP (For RIC 312 D only) <span>(R) (L)</span>	<span>(R) (L)</span>	Beige <span>(R) (L)</span> Medium Brown <span>(R) (L)</span> Clear <span>(R) (L)</span>	<span>(R) (L)</span>	<b>Straight:</b> No Vent <span>(R) (L)</span> XS <span>(R) (L)</span> S <span>(R) (L)</span> M <span>(R) (L)</span> L <span>(R) (L)</span> XL <span>(R) (L)</span> Max Vent <span>(R) (L)</span> Vent Optimized for Anatomy/Audiogram <span>(R) (L)</span>		Output Extender (Hard Shell only) <span>(R) (L)</span>	<span>(R) (L)</span>	<b>R</b>	<b>L</b>
	<input type="checkbox"/> Hard 3/4 <span>(R) (L)</span>	Wired HP (Soft only) <span>(R) (L)</span>	<span>(R) (L)</span>					Soft Hypoallergenic Coat (Hard Shell only) <span>(R) (L)</span>	<span>(R) (L)</span>	0	0
	<input type="checkbox"/> Hard Full <span>(R) (L)</span>							Hard Hypoallergenic Coat (Hard Shell only) <span>(R) (L)</span>	<span>(R) (L)</span>	1	1
	<input type="checkbox"/> Soft 3/4 <span>(R) (L)</span>							Nano Hypoallergenic Coat (Soft Shell only) <span>(R) (L)</span>	<span>(R) (L)</span>	2	2
	<input type="checkbox"/> Soft Full <span>(R) (L)</span>							Removal Notch (Hard Shell only) <span>(R) (L)</span>	<span>(R) (L)</span>	3	3
			Removal Line <span>(R) (L)</span>	<span>(R) (L)</span>	4	4					
			Retention Ring <span>(R) (L)</span>	<span>(R) (L)</span>	5	5					
		NOTE: Straight Bore added as standard. Not available for mRIC R D.		(Soft shell available in clear only)							
		(HP receiver for both Hard and Soft RITE)									

## SELECT CANAL LOCK OPTIONS (AVAILABLE WITH SPACE PERMITTING ON HARD SHELLS ONLY - EMBEDDED, MODULAR, OPEN, HARD HOLLOW, AND HARD SOLID.)

RIC	 Canal Lock <span>(R) (L)</span>	 Extended Canal Lock <span>(R) (L)</span>	 Half Skeleton Lock <span>(R) (L)</span>	 Skeleton Lock <span>(R) (L)</span>	 Helix Lock <span>(R) (L)</span> <small>(Not available for Soft or Modular designs)</small>	 Full Shell Lock <span>(R) (L)</span>
-----	------------------------------------------------------------------------------------------------------------------------	---------------------------------------------------------------------------------------------------------------------------------	--------------------------------------------------------------------------------------------------------------------------------	---------------------------------------------------------------------------------------------------------------------------	--------------------------------------------------------------------------------------------------------------------------------------------------------------------------------------	-----------------------------------------------------------------------------------------------------------------------------

## CUSTOM SHELL DESIGN EXAMPLES

RIC / THIN TUBE	 Hard Hollow	EMBEDDED RIC		MODULAR RIC		RITE	
-----------------	-----------------------------------------------------------------------------------------------------	--------------	---------------------------------------------------------------------------------------	-------------	---------------------------------------------------------------------------------------	------	---------------------------------------------------------------------------------------

Notes: